



B V Raju Institute of Technology, Narsapur

Academic and Administrative Audit Report

30th to 31th August 2024

Academic Year: 2023-24

Evaluation of Academic and Administrative Activities

| | | |
|-------------------------|-----|-----------|
| Total Assessment Score: | 300 | Remarks |
| Score Secured: | 248 | |
| Grade Secured: | A | Excellent |
| Minimum Score Required | 180 | |

Grading System

| Letter Grade | Score | Performance Descriptor |
|--------------|-------------------|------------------------|
| | | |
| A | Above 76 % | Excellent |
| B | From 61 to 75.99% | Good |
| C | From 51 to 60.99% | Satisfactory |
| D | Below 50 % | Need Improvement |
| | | |

Note:

1. The Principal of the college is required to submit all details to justify the remarks mentioned under Sections A,B,C,D.
2. All information should be in prescribed format with all supporting documents should be submitted for last 2 years in year wise manner.
3. A duly completed format should be made available both in hard copy and electronic copy to the committee.
4. It is mandatory to display the audit report on the college website.

PROFILE OF THE COLLEGE

| | | |
|--|---|----------------------|
| 1. Name & Address of the College | B.V. RAJU INSTITUTE OF TECHNOLOGY | |
| 2. Year of Establishment | 1997 | |
| 3. Contact Details: a) Phone Number : b) Email : c) Website : | Phone Number : 08458222000 Email : principal@bvrit.ac.in Website: www.bvrit.ac.in | |
| 4. NAAC Cycle & Grade | Cycle 3 & Grade A+ | |
| 5. Status : a. Autonomous b. Government c. Aided d. Un-aided | Autonomous | |
| 6. Name of the Principal & Contact Details | Dr. Lakshmi Prasad & Phone Number: 08458222000 Email: principal@bvrit.ac.in | |
| 7. Courses and Admission | Course | Admission Procedure* |
| | UG/ PG / Other | By Counselling |
| 8. Total Number of Teaching Faculty | 344 | |
| 9. Total Number of Students | 6347 | |
| 10. Number of programmes offered during the year | 22 | |
| 11. NBA Accreditation | Seven UG Programmes (CE, ME, CHE, CSE, IT, ECE, EEE) have been accredited by NBA | |

A. Administrative Set up

| Particulars | Status | | Max marks | Marks obtained | Remarks |
|--|-----------------|---------|-----------|----------------|--|
| | Yes | No | | | |
| 1. NAAC Accreditation | Yes | | 05 | 05 | |
| Quality certification like ISO, NIRF, NBA etc | | | | | Seven UG Programmes (CE, ME, CHE, CSE, IT, ECE, EEE) have been accredited by NBA |
| 2. Special Programmes | | | | | |
| College with Potential for Excellence (CPE), DST-FIST etc. | Yes | | 05 | 05 | Seven projects sanctioned in the from the Agencies like AICTE, DST & SERB |
| 3. Principal | | | | | |
| a. Regular | Yes | | 05 | 05 | |
| b. In charge (University Approved) | -- | | 02 | | |
| 4. Faculty | Sanctioned | Working | | | |
| 100% | 100 | 100 | 10 | 10 | |
| 75% | | | 07 | | |
| 50% | | | 03 | | |
| 25% | | | 02 | | |
| a. Teacher student ratio | 1 : 20 or below | | 05 | 05 | |
| | 1: more than 20 | | 03 | | |
| 5. Non-teaching Staff | Sanctioned | Working | | | |
| 71% -100% | Yes | | 05 | 05 | |
| 51%-70% | | | 03 | | |
| 50% | | | 02 | | |
| 6. Teaching Staff Meetings | | | | | |
| a. Teaching staff meetings conducted regularly? (Min. 05) | Yes | | 05 | 04 | Staff Meeting are Conducted |
| b. Minutes of the meetings with ATR | Yes | | 05 | 03=4 | |

| | | | | | |
|---|------------------------------------|--|-----------|-----------|---|
| 7. Intake & Admissions | Intake UG-1560 PG-204 | Admissions UG-1549 PG-115 | 15 | 13 | UG admissions are near full capacity, while PG admissions need improvement through enhanced outreach, industry collaboration, and targeted promotions |
| 8. Whether college has Vision, Mission statement? | Yes | | 03 | 03 | |
| 9. Whether college has Perspective development plan? | Yes | | 02 | 02 | |
| 10. Whether SWOC analysis of college is performed? | Yes | | 03 | 03 | |
| 11. Whether IQAC cell is functioning? | Yes | | 03 | 03 | |
| 12. Whether Self-Appraisal Report of all staff submitted to administration? | Yes | | 04 | 03 | NEW PMS is introduced |
| Total | | | 75 | 66 | |

B. Academic Activities

| Particulars | Status | | Max marks | Marks obtained | Remarks |
|--|--------|----|-----------|----------------|---|
| | Yes | No | | | |
| 1. Whether Academic Calendar is prepared and monitored? | Yes | | 02 | 02 | Academic Calendar is prepared in line with JNTUH |
| 2. Whether Subject wise Teaching plan is prepared and monitored? | Yes | | 02 | 02 | Ensure teaching plans are regularly updated, easily accessible online, and integrated with learning management systems for better student engagement. |
| 3. Time Table | | | | | |
| a. Teaching | Yes | | 02 | 02 | |
| b. Internal Assessment with record | Yes | | 03 | 03 | |
| c. Examination Control Room | Yes | | 02 | 02 | |
| 4. Apart from class room instruction other avenues of learning provided for the students | | | | | |
| a. In Plant Training | Yes | | 02 | 02 | |
| b. Seminars | Yes | | 02 | 02 | |
| c. Workshops | Yes | | 02 | 02 | |
| d. Field Trainings/ Projects Internships | Yes | | 03 | 03 | |
| 5. Result Analysis for the last year | | | | | |
| Result 71-100% | | | 05 | 05 | |
| 51- 70% | | | 03 | | |
| 50% or below | | | 02 | | |
| 6. Remedial system | Yes | | 03 | 02 | Needs to Improve |
| 7. Whether Students' Feedback collected and analyzed? | Yes | | | | Needs to Improve |
| a. Collected | | | 02 | 02 | |
| b. Analyzed | | | 02 | 02 | |
| 8. Whether Alumni Association | Yes | | | | Initiated the |

| | | | | | |
|--|--------------|--|----------------|----------------|---|
| registered and meeting conducted? a. Registered b. Meetings conducted (atleast 02 in a year) | | | 02 02 | 02 02 | Alumni meets at USA |
| 9. Student Centric Activities like soft skills , group discussion, competitions etc | Yes | | 03 | 03 | |
| 10. Participation of students in conferences, workshops etc | Yes | | 02 | 01 | Students are participating in conferences |
| 11. Student placement for 2 years | | | | | |
| | 71-100% | | 03 | 03 | |
| | 51- 70% | | 02 | | |
| | 50% or below | | 01 | | |
| 12. Students' participations in Technical Competitions and other Co-Curricular Activities | Yes | | 05 | 04 | Needs to be improved |
| 13. Sport facility Physical education director Gym / Outdoor / indoor stadium | Yes | | 02 03 | 02 02 | |
| 14. Participation of teachers in university exam work | Yes | | 02 | 02 | |
| 15. Students' representation in Sport and Cultural activities at State: National: International Level | | | 01 02 03 | 01 01 01 | |
| 16. Participation in extension activities | Yes | | 04 | 01 | |
| 17. College / institution gives award or cash prize | Yes | | 03 | 01 | |
| 18. Students attendance record | Yes | | 02 | 02 | |
| 19. Staff Biometric attendance | Yes | | 02 | 02 | |
| 20. Practical attendance record | Yes | | 02 | 02 | |
| Total | | | 75 | 63 | |

C. Research Activities

| Particulars | Status | | Max marks | Marks obtained | Remarks |
|---|--------------|----|-----------|----------------|-------------------------|
| | Yes | No | | | |
| 1. No. of Research Guide among existing staff | | | | | |
| | 71-100% | | 03 | | |
| | 51- 70% | | 02 | 02 | |
| | 50% or below | | 01 | | |
| 2. No. of Teachers with Ph.D. degree | 71-100% | | 03 | | |
| | 51- 70% | | 02 | | |
| | 50% or below | | 01 | 01 | 136 No.of Teachers with |

| | | | | | |
|--|------------------|--|-----------|-----------|--|
| | | | | | PhD Degree |
| 3. No of funded Research projects | Total 03 or more | | 03 | 03 | |
| | Total 02 | | 02 | | |
| | Total 01 | | 01 | | |
| 4. Total grant received/ revenue resource other than university funds | 15 L or more | | 03 | 03 | 22 lakhs of revenue generated by consultancies |
| | 10L | | 02 | | |
| | 5 L | | 01 | | |
| 5. Memorandum of Understanding (MOU) /collaboration with industry/research institute | Minimum of 10 | | 10 | 08 | Made MoU with eBaja |
| 6. Conferences /Symposium / Workshops etc organized | | | | | |
| a. International | Yes | | 03 | 02 | Needs to be improved |
| b. National | | | 02 | | |
| c. State/ Regional | | | 01 | | |
| 7. Number of faculty attended the Conference, workshops | 61-100% | | 03 | | |
| | 51- 60% | | 02 | 02 | Needs to be improved |
| | 50% or below | | 01 | | |
| 8. No of faculty invited as resource person at university/ state/national level | 61-100% | | 03 | | |
| | 51- 60% | | 02 | | |
| | 50% or below | | 01 | 01 | Needs to be Improved |
| 9. Research papers/chapter in book | | | | | |
| a. International | More than100 | | 10 | 8 | Research culture should be encourage among the faculty and students. |
| | Less than 100 | | 05 | | |
| b. National | More than50 | | 05 | | |
| | Less than 50 | | 03 | | |
| 10. Total Number of books/ Reference books edited/published by the teachers | More than 50 | | 04 | 03 | |
| | Less than 50 | | 02 | | |
| Total | | | 50 | 33 | |

D: Infrastructure

| Particulars | Status | | Max marks | Marks obtained | Remarks |
|--|--------|----|-----------|----------------|--|
| | Yes | No | | | |
| 1. Building With Internet. cctv, computer facility. | | | | | |
| a. Separate | Yes | | 03 | 03 | |
| b. Shared | | | 02 | | |
| 2. Principals' Cabin with washroom | Yes | | 02 | 02 | |
| 3. Administrative Office | Yes | | 02 | 02 | |
| 4. Visiting Room/ Waiting room | Yes | | 02 | 02 | |
| 5. Staff room | | | | | |
| a. All staff with washroom | | | 02 | | |
| b. Shared with washroom | Yes | | 01 | 01 | |
| 6. Girls room with washroom | Yes | | 02 | 02 | |
| 7. Boys Common room | Yes | | 02 | 02 | |
| 8. Class rooms with adequate facilities | Yes | | 04 | 03 | |
| 9. ICT Resources (LCD, Audio-Video, Smart Interactive Board) With 30 benches | Yes | | 03 | 03 | |
| 10. Computers with internet to all faculty | Yes | | 02 | 02 | |
| 11. Auditorium or multipurpose hall | Yes | | 02 | 02 | |
| 12. Well Equipped Laboratories Adequate Equipment /Instruments | Yes | | 04 | 02 | |
| 13. Internet Access to students | Yes | | 02 | 02 | |
| 14. Parking for Students and Staff | Yes | | 02 | 02 | |
| 15. Purified Drinking Water facility (with RO System) | Yes | | 02 | 02 | |
| 16. Garden/plantation/Open Lawn/ | Yes | | 02 | 02 | |
| 17. Store room | Yes | | 02 | 01 | |
| 18. Workshop / creation room | Yes | | 02 | 01 | |
| 19. College Library Reading room min 50 chairs | Yes | | 02 | 01 | |
| 20. Library with e-access | Yes | | 02 | 01 | Encourage the students to utilize the e-access |
| 21. Books purchased more than Rs:1lakh/ year | Yes | | 02 | 01 | |
| 22. Grievances /Redressal Committee | Yes | | 02 | 02 | Grievances /Redressal Committee is active in the |

| | | | | | |
|---|-----|--|------------|------------|---|
| | | | | | college |
| 23. Anti-ragging committee | Yes | | 02 | 02 | Anti-ragging committee is active in the college |
| 24. Ramp for Physically challenged persons | Yes | | 02 | 02 | Ramp for Physically challenged persons is available for all the blocks |
| 25. Safety equipment's (Fire extinguisher min. 1/ floor) | Yes | | 02 | 02 | Safety equipment's (Fire Extinguisher) are available in all the class rooms |
| 26. Generator, Inverter, UPS Systems | Yes | | 02 | 02 | |
| 27. Security system | Yes | | 02 | 02 | |
| 28. Use of Surveillance System | Yes | | 02 | 02 | |
| 29. Energy and water saving practices-Green audit, water harvesting, waste and e-waste management | Yes | | 04 | 04 | Quality Audits are made every year |
| 30. Placement/Counselling centre (2 marks each). | Yes | | 04 | 04 | |
| Total | | | 70 | 61 | |
| E. Qualitative analysis of the college / Institution assigned the by the expert committee. | | | 30 | 25 | |
| Grand Total of A+ B+ C+ D+E | | | 300 | 248 | |

Committee Report

Detail Remarks from Committee:




| |
|---|
| • Suggested to Apply of NBA Accreditation for PG Programs. |
| • Providing recorded lecture sessions for students is highly recommended to enhance learning flexibility. |
| • Strengthening collaborative research initiatives through interdisciplinary projects and industry partnerships is essential. |
| • Expanding consultancy activities can improve institutional visibility and industry engagement. |
| • Implementing mentorship programs between faculty and students can foster research culture and skill development. |
| • Faculty engagement in FDPs, seminars, and workshops is commendable and should be further encouraged. |

1. Overall Gradation of the College

| Section | Max Marks | Marks Obtained |
|----------------------|------------|----------------|
| Section A | 75 | 66 |
| Section B | 75 | 63 |
| Section C | 50 | 33 |
| Section D | 70 | 61 |
| Section E | 30 | 25 |
| Total | 300 | 248 |
| Grade Secured | A | |

Date : 31-08-2024

Place : Narsapur, Telangana

| Name of the Committee Member | Signature |
|--|--|
| Name: DR. T. RAJESH (Chairman) Dean IQAC, MREC |  |
| Name: Dr. K. Sunil (Member) Associate Prof; MREC |  |
| Name: Dr. E. Shiva Prasad (Member) Associate Professor, VNRVJIE |  |